

Unit 2



Writing – Rote

Practice copying each music note in the box



Writing – Rote

Practice copying each music note in the box



Writing – Rote

Practice copying each music note in the box





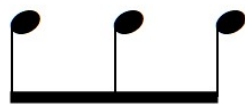



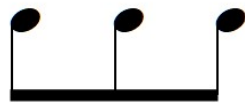



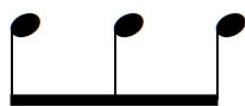









Writing – Rote

Practice copying each music note in the box





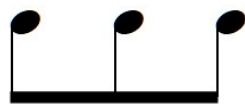



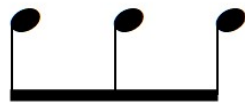



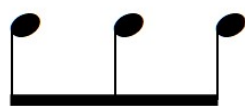









Writing – Rote

Practice copying each music note in the box



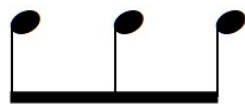



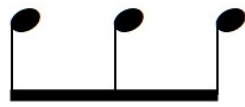



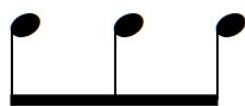









Writing – Rote

Practice copying each music note in the box

Writing – Rote

Practice copying each music note in the box

Pattern Set 2A



Rote Copy

Grade Checklist

- ☐ My note heads are all filled in
- ☐ I wrote my time signature (6/8) at the start of each line
- ☐ My notes are all facing the same direction

Decode Familiar

Listen to your teacher say rhythm patterns. Write what they say.

Grade Checklist

- ☐ My note heads are all filled in
- ☐ I wrote my time signature (6/8) at the start of each line
- ☐ My notes are all facing the same direction

Decode Familiar

Listen to your teacher say rhythm patterns. Write what they say.

Grade Checklist

- ☐ My note heads are all filled in
- ☐ I wrote my time signature (6/8) at the start of each line
- ☐ My notes are all facing the same direction

Decode Unfamiliar

Listen to your teacher say rhythm patterns. Write what they say.

Grade Checklist

- ☐ My note heads are all filled in
- ☐ I wrote my time signature (6/8) at the start of each line
- ☐ My notes are all facing the same direction

Decode Unfamiliar


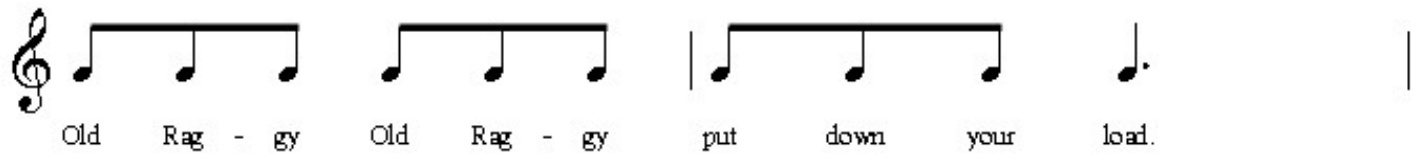
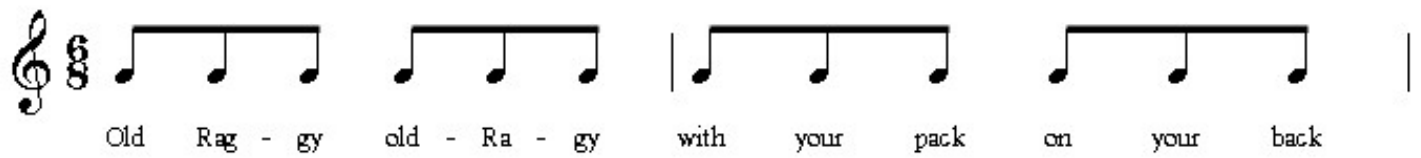
Listen to your teacher say rhythm patterns. Write what they say.

Grade Checklist

- ☐ My note heads are all filled in
- ☐ I wrote my time signature (6/8) at the start of each line
- ☐ My notes are all facing the same direction

Old Raggy

Reading Familiar



Old Raggy

Rote Writing

Copy the notation for Old Raggy from the previous page.

Old raggy Old Raggy, with your pack on your back

Old raggy Old Raggy, put down your load

Can it be candy bars, toy trains and little cars

Open it, open it, don't let us see

Grade Checklist

- ☐ My note heads are all filled in
- ☐ I wrote my time signature (6/8) at the start of each line
- ☐ My notes are all facing the same direction

Witch, Witch

Reading



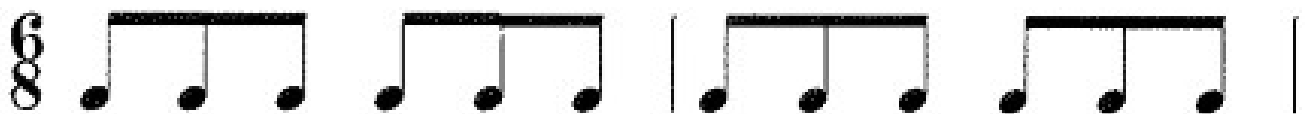
Witch, Witch, Fell in a Ditch



Picked up a Pen-ny and thought she was rich

Hambone

Reading



Witch, Witch

Rote Writing

Copy the notation for **Witch, Witch** from the previous page.

Witch, Witch, Fell in a Ditch

Picked up a Penny and thought she was rich

Grade Checklist

- ☐ My note heads are all filled in
- ☐ I wrote my time signature (6/8) at the start of each line
- ☐ My notes are all facing the same direction

Oh Dear What Can the Matter Be

Decode Familiar

Try to write the notation for this familiar song.

Think of the Du-da-di before you write

Oh Dear what can the matter be?

Oh Dear what can the matter be?

Oh Dear, what can the matter be?

Johnny's so long at the fair.

Grade Checklist

- ☐ My note heads are all filled in
- ☐ I wrote my time signature (6/8) at the start of each line
- ☐ My notes are all facing the same direction

Sing Me Another

Decode Familiar

Try to Write the notation for Sing Me Another.

Think of the du-da-di before you start writing.

Sing Me Another Before We Depart

Sing to the Praise of our Musical Art

Sing, Sing, Sing, Sing

Do Do Do, So So So, So So So, Do

Grade Checklist

- ☐ My note heads are all filled in
- ☐ I wrote my time signature (6/8) at the start of each line
- ☐ My notes are all facing the same direction

See Saw, Majory Daw

Decode Unfamiliar

Try to Write the notation for this chant

Think of the du-da-di before you start writing.

See Saw Majory Daw

Mama has got a new ba-by

It isn't a girl, It isn't a boy

It's just a newborn baby

Grade Checklist

- ☐ My note heads are all filled in
- ☐ I wrote my time signature (6/8) at the start of each line
- ☐ My notes are all facing the same direction

S t i r r i n g t h e B r e w

Decode Unfamiliar

Try to Write the notation for this song

Think of the du-da-di before you start writing.

S t i r r i n g a n d S t i r r i n g a n d S t i r r i n g t h e

O o o o o o o o o o o o o o , o o o o o o o o o o o o o o o

S t i r r i n g a n d S t i r r i n g a n d S t i r r i n g t h e

O o o o o o o o o o o o o o , o o o o o o o B O O !


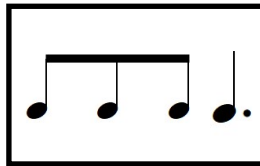

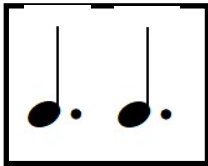
Grade Checklist

- ☐ My note heads are all filled in
- ☐ I wrote my time signature (6/8) at the start of each line
- ☐ My notes are all facing the same direction

Create Using Patterns

(Writing Create)

Use the rhythms in the box to create a musical phrase.



1) Write a pattern using all 4 boxes







2) Write a pattern using all 1 box 4 times



3) Use all 1 box 3 times, and another box 1 time




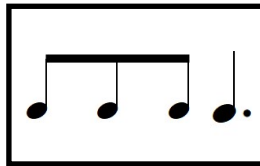

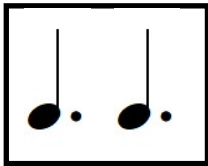
4) Use all 1 box 3 times, and another box 1 time



Create Using Patterns

(Writing Create)

Use the rhythms in the box to create a musical phrase.



1) Write a pattern using all 4 boxes



2) Write a pattern using all 1 box 4 times



3) Use all 1 box 3 times, and another box 1 time



4) Use all 1 box 3 times, and another box 1 time

